



ANNUAL REPORT 2015



CONTENTS

Chairs & CEO Report	02
Presidents Review	04
Community Sport & Development	06
Competition	07
Representative Programme	10
Hockey NZ Squads	11
Marketing & Communications	12
Working Groups	13
Financial Reports	19
Club Contact Details	32

CHAIRS AND CEO'S REPORT

AN OVERVIEW

2015 again delivered a pleasing year for AK Hockey with strong growth, strengthened reach through social media and the website, new sponsorship relationships and an impressive set of representative results.

A major highlight has been the successful retention of the Ramesh Patel Shield in 2015, which demonstrates AK Hockey's current provincial dominance across age groups in representative hockey. Well done to all those involved.

2015 was also the first season of the new InterCity Competition for Premier Men's and Women's club sides. Auckland clubs dominated the final series and we congratulate all participants, but particularly the winning clubs, Southern (Men) and Somerville (Women).

At the end of 2015, AK Hockey engaged Pam Elgar to undertake a review of its operations and look for areas where AK Hockey is doing well, but more importantly to identify areas where we can improve our delivery to the Auckland Hockey Community.

Operationally the AK Hockey team have again delivered a strong competition, met our community objectives, fostered improved coaching and development programmes and supported an impressive tally of results by representative teams, including a large number of players taking higher honours with national sides.

The operational review also highlighted some areas to work on, with communication and the AK Hockey culture identified as key aspects of our activities that need further improvement. The main areas where communication needs to improve is between the Association and clubs, with our representative sides and in making people aware of the benefits of the newly established Academy.

Although the club competition is now recognised as the strongest in New Zealand, and is attracting players from other Associations, the Board is conscious of what appears to be a widening gap between the top and bottom sides in the respective Premier Club competitions. This is an ongoing

and ever changing problem with no easy solution, however the Board continues to look at ways to manage this issue with the support of the Hockey Working Group. AK Hockey remains committed to finding ways to continue to enhance its competitions and improve the quality of hockey played in Auckland.

The financial position of the Association remains strong albeit with a small cash loss in 2015. Importantly over the transition period of 2014/15 we have maintained a positive cashflow outcome. The difficulties AK Hockey have had in securing community funding and sponsorship is a problem faced by a number of competing sports codes and we continue to seek community and sponsor support for our activities despite a competitive market with ever reducing funds available for sport generally.

AK Hockey is supported by a number of key sponsors and their support is very much appreciated. Thank you to newly signed

sponsors Hell Pizza who provided much needed financial support to the Association as well as giving our members a tasty discount on their products.

There are a number of people who have made significant contributions to AK Hockey in 2015 which have helped the Association to continue to grow and prosper. These groups include the AK Hockey staff, the volunteers on the various working groups, the club representatives at the Presidents Forum and Club Council and our representative coaches, assistant coaches, managers and support people.

A huge amount of volunteer hours goes into running the Association and we are mindful that many of the people involved also do a huge amount for their respective clubs and teams. Simply put, AK Hockey could not operate without the significant, and often selfless, contribution this group of people makes.

At a Club level we are striving to increase our visibility – providing support in coach development in particular will be a key focus

going forward. We acknowledge the amazing work going on at club level by dedicated people wanting to promote and develop hockey in their individual communities.

As an Association, we remain committed to working with Hockey NZ to deliver on our joint commitments to the players, clubs and schools of Auckland. Throughout 2015 we have managed the delicate balance of sometimes conflicting expectations between AK Hockey and Hockey NZ, pushing to ensure we see the best possible outcomes for our hockey community and the sport as a whole. The relationship between AK Hockey and the national body continues to strengthen through improved communication and AK Hockey has been involved as members of the Hockey NZ National Facilities Strategy Working Group and the Constitution Review Working Group. Our thanks to Malcolm Harris and his team for their continued support and recognition that a strong Auckland competition and AK Hockey Association is a significant benefit to Hockey NZ. Malcolm's departure

from Hockey NZ late in 2015 has created new challenges for the National body and we are working with the Hockey NZ staff as they transition to new leadership and a new strategic direction.

We are pleased to have seen strong progress made towards our strategic goals through 2015, and are particularly pleased to have been able to offer another year of strong and enjoyable hockey for our clubs and representative players and coaches. We trust you have enjoyed your hockey throughout 2015 and we look forward to seeing you on the turf in 2016.

Dave Wigmore (Chair)
David Curtis (CEO)



PRESIDENTS REVIEW

I start by saying that we must never forget the countless hours of work put into the business, which is AK Hockey, by the volunteers.

We are not a well-off sport; our playing surfaces cost a lot of money and we, the hockey community, have to carry that burden but, on top of that, a huge number of you give freely and willingly of your time and expertise. Some of you make extraordinary efforts; you will appreciate that I cannot name one or a few because I would risk offending dozens of others but you are all good people.

In mentioning the volunteers, I do want to give credit to David Curtis and his team. For those who turn up to play, have a refreshment afterwards and go home, I suppose it is not something which is entirely visible but, year in-year out, they battle away on our behalf to make things easier for us.

2015 was a good one for AK Hockey some of the highlights were:

Highlights 2015

- The introduction of an Auckland/ North Harbour Intercity league for Premier, with Auckland teams dominating the top of the Intercity competition.
- The success of our representative teams and those players who have progressed along the pathway to the national programme in 2015 – we had the most players selected for the national programme of any of the 8 HNZ defined regions.
- The success of the Hockey 5's summer competition – the new format attracted more players and delivered a fast, fun and engaging hockey experience for seasoned players as well as those new to or returning to hockey.
- Success of the Facilities Working Group in getting the Council to commit to funding 55% of 4 new turf projects across greater Auckland over the next three years – this is a \$5.9 million commitment and the first time Hockey has had committed

funding from the council (previously each project had to go through a contestable process to get any council funding).

- Won Women's NHL for the second time in a row.
- Won the Ramesh Patel Shield for the nation's best performing region across all three men's and women's Hockey New Zealand high performance tournaments (under-18, under-21, and Ford NHL) for the 2nd year in a row.
- Successfully hosted the largest secondary school boys tournament – Rankin Cup and India Shield.
- Hatch going unbeaten in 18 matches, scoring 143 goals and winning the Hatch Cup with 64 goals for, 2 against and only 5 pcs against in 8 games.
- Introduced AK Hockey Good Sport, recognising volunteers that go the extra mile.
- Fielded 26 Representative teams with 15 finishing on the podium across age group, regional and masters tournaments.

- Increase in junior registrations with over 200 junior teams competing.
- We had 70 umpires and officials appointed to national tournaments.

On the business side of matters, the financial result for the year has seen a loss as we complete our transition from a centralised player-focused programme to a more decentralised coach/club focus (which is planned to be implemented this year). There has to be some modest hurt while we make the change but we will see the benefits for many years to come.

My thanks to the Board; in sometimes difficult conditions, I feel that we are still going forward.

Ray Parmenter (President)

COMMUNITY SPORT AND DEVELOPMENT

2015 was another busy year in the community space for Auckland Hockey with the continuation of our development plan meaning that no matter the age, gender or skill level, everyone had the chance to be a part of the sport whether it be as a player, coach, umpire, club administrator or helper. This can be seen in the continuation of the Small Sticks programme into primary and intermediate schools across the Auckland and Waitakere areas, giving children an exciting introduction to hockey. The growth of this programme has been positive in the community space due to the growing number of schools signing up and continuing into year two. The continued KiwiSport funding from the RST's has enabled us to deliver the Small Sticks programme and Sandie Mackie works closely with Hockey New Zealand and schools to ensure hockey is an option for primary schools in the area.

The umpire, coach and volunteer areas were key focusses for the year and saw the introduction of a new scheme to recognise and reward our fantastic volunteers in the community. The 'Good Sport' campaign ran throughout

the winter season with individuals nominating volunteers in an effort to recognise the efforts of people in the hockey community. One lucky volunteer is recognised via social media as 'volunteer of the month' and rewarded with a Hells Pizza or Coffee Club Voucher.

The umpire space was one of our biggest successes this year as we worked closely with Hockey New Zealand and the Auckland Umpires Association to provide more opportunities for our umpires to progress on the right pathway. We successfully ran two Community Umpire and one Level One Course and we were fortunate enough to have Colin French (accredited FIH Umpire) run these courses. It was great to see so many enthusiastic young umpires attend and also the more experienced umpires wanting to move along the pathway by completing Level One. The later part of 2015 saw the Hockey New Zealand Online Coaching Portal go live and 30 keen Auckland coaches completed the online and practical components. This system has been a real focus for Hockey New Zealand and 2016 will see the reintroduction of a bigger and

better 'online coaching portal' that will be more user friendly and will be the key focus for the AK Hockey department in our region for 2016.

2015 was another great year for development with True Blue having over 80 participants at 4 clinics throughout the year. This programme is a real success as it sits below the pre elite level and gives participants the chance to improve their basic skills in a fun and relaxed environment. The Year 5 and 6 Development Camp ran in October with its focus on up-skilling and team building skills. For 2016 this programme will be revamped to fit the needs of the primary players in our community.

We worked closely with Hockey New Zealand throughout the year and we remain committed to Hockey New Zealand's Strategic Plan, believing it strengthens the delivery of hockey throughout New Zealand. The community space is something we are hugely proud of at AK Hockey and we are committed to working hard in this area to ensure we keep improving and providing the best chance for success, participation.

Liz Perry (Community Manager)

COMPETITION

2015 was a very exciting year for our senior competition with the introduction of the Premier Intercity Competition, which has been three years in the making, between Auckland and North Harbour club teams. With the introduction of this competition we have solidified our standing as the best Premier Club competition in the country.

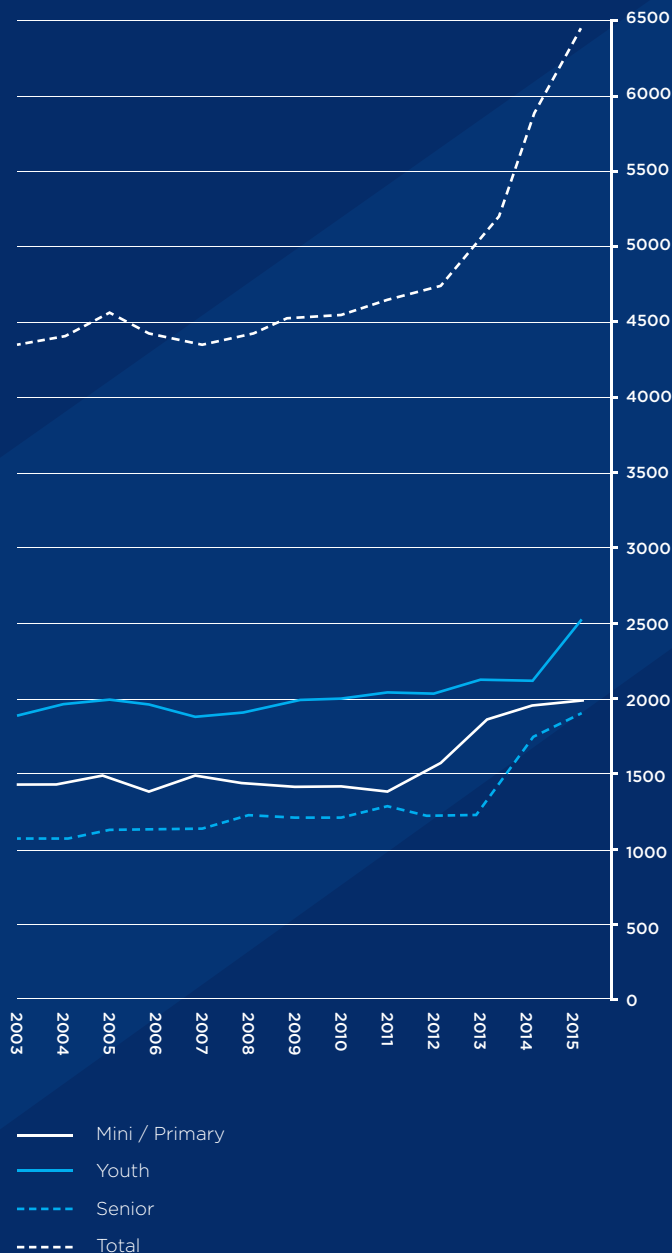
It was especially pleasing to see both the Intercity finals taken out by Auckland teams, with Southern defeating Roskill Eden in the Men's final, and Somerville edging out Howick Pakuranga in the Women's.

Our Junior competition continues to be a strong base for our players with more schools joining our competition as they complete the Kiwi Sport hockey module in school.

We saw strong growth across both our Senior and Youth competitions with our winter numbers increasing by 7.2% to 6344.

Nicola Connell (Competition Manager)

AKH players numbers by age group



COMPETITION

The winners of the 2015 leagues and finals were:

Grade	League Winner	Final Winner
Premier Men	Southern Districts Hockey Club	Southern Districts Hockey Club
Premier Women	Howick Pakuranga Hockey Club	Howick Pakuranga Hockey Club
Premier Reserve Men	Southern Districts Hockey Club	Roskill Eden Hockey Club
Premier Reserve Women	Roskill Eden Hockey Club	Masters Women Hockey Club
Division 1 Men	Somerville Hockey Club	University Hockey Club
Division 1 Women	St Cuthberts Old Girls Hockey Girls	St Cuthberts Old Girls Hockey Club
Division 2 Men	Somerville Hockey Club	Somerville Hockey Club
Division 2 Women	Southern Districts Hockey Club	Southern Districts Hockey Club
Division 3 Men	Grammar Windsor Hockey Club	Grammar Windsor Hockey Club
Division 3 Women	Grammar Windsor Hockey Club	Grammar Windsor Hockey Club
Division 4 Men	Mt Eden Hockey Club	Southern Districts Hockey Club
Division 4 Women	Southern Districts Hockey Club	Southern Districts Hockey Club
Youth A Boys	Southern Districts Hockey Club	Southern Districts Hockey Club
Youth A Girls	Roskill Eden Hockey Club	Roskill Eden Hockey Club
Youth B Boys – Grade 1	Howick Pakuranga Hockey Club	Howick Pakuranga Hockey Club
Youth B Boys – Grade 2	Southern Districts Hockey Club	Southern Districts Hockey Club
Youth B Girls	Grammar Windsor Hockey Club	Grammar Windsor Hockey Club

Photolife Challenge Shield Women

Howick Pakuranga

Photolife Challenge Shield Men

Southern

The winners and all the rest of the year's successes, including another extremely successful representative year, were celebrated at the annual AK Hockey awards evening. The 2015 AK Hockey awards winners were:

Player Of The Year		
Men's Player of the Year	Dorothy Simons Scroll	Simon Child
Women's Player of the Year	Aileen Gooder Trophy	Liz Thompson
Combined Club Champions		
Top Club	Rothmans Cup	Southern Districts
Men's Club of the Year	Colts Cup	Southern Districts
Women's Club of the Year	Button Cup	Southern Districts
Volunteer And Service Awards		
Volunteer of the Year	The Brothers Cup	Mike Sage
Commitment and Service	Stu Ramage Memorial Cup	Facilities Working Group
Commitment to Youth & Junior	Roderick Jones Memorial	Eugene Ballaigues
Coach of the Year	Child Law Cup	Manoj Daji
Service to AK Hockey Rep Hockey	Eisenhut Memorial Cup	Jarrold Wrigley
Umpiring Services to AK Hockey	AHA Cup	Graeme Brownsey
Umpire of the Year	Pritchard Cup	Aleesha Unka
Most Improved Umpire	Nathoo Family Cup	Craig Wilkinson
Representative Awards		
NHL Men's Players Choice	Ramesh Patel Award	Jared Panchia
NHL Men's Most Valuable Player	Jeff Archibald Award	Olivier Kleynjans
NHL Women's Players Choice	Helen Clarke Award	Amelia Gibson
NHL Women's Most Valuable Player	Tina Bell Kake Award	Julia King
NHL Women's Highest Goal Scorer	Rowsell Family Cup	Katie Glynn & Krystal Forgesson
NHL Men's Highest Goal Scorer	Ashley Corbett Memorial	Dwayne Rowsell
Senior Women Most Valuable Player		Nicola Connell
Junior Team of the Year		Hatch Boys
Men's Team of the Year	Archibald Family Cup	U18 Association Men
Women's Team of the Year	Griffin Cup	Auckland NHL Women
Master's Team of the Year		Women's 50s

REPRESENTATIVE PROGRAMME

The highlight of the year was successfully defending the Ramesh Patel Shield. The NHL Men (3rd), Under 21 Men (2nd), Under 18 Men (4th), NHL Women (1st), Under 21 Women (1st) and Under 18 Women (4th) all contribute to this prestigious award.

Our Under 15 Regional Girls placed first and the Boys placed third. The Collier team came fifth and the Hatch team had an amazing tournament – going undefeated throughout the tournament & campaign. Our Association teams fared well with the Under 18 men successful at their home tournament. Our Masters teams all played well and had great results.

The challenge AK Hockey now faces is maintaining this standard of success, which requires ensuring the depth of talent in our Association is consistent and our systems and programmes continue to identify, nurture and develop this talent for the future years.

Time was devoted to consolidating our High Performance Plan, reworking it so that it closely aligns with Hockey New Zealand’s Pathway and framework and is a model that can achieve realistic goals for AK

REPRESENTATIVE RESULTS

Team	Placing	Team	Placing
NHL Men	3rd	NHL Women	1st
U21 Men	2nd	U21 Women	1st
		Senior Women	3rd
U18 Men Regional	4th	U18 Women Regional	4th
U18 Men Association	1st	U18 Women Association	8th
U15 Boys Premier	3rd	U15 Girls Premier	1st
U15 Boys Development	3rd	U15 Girls Development	13th
Hatch A	1st	Collier A	5th
Hatch Development	2nd	Collier Development	3rd
Masters Men 35's	4th	Masters Women 35's	4th
Masters Men 40's	6th	Masters Women 40's	2nd
Masters Men 45's	2nd	Masters Women 45's	2nd
Masters Men 50's	3rd	Masters Women 50's	1st
		Masters Women 55's	4th

Hockey. The implementation of the Academy is a key focus of this strategy and we look forward to more players taking up the opportunity to be involved in this training environment. Auckland Pathway to Podium athletes are key members of the Academy and we look forward to more players being considered for that programme.

To everyone involved – in whatever capacity – many thanks for your time, energy and passion for the game. Whilst it is great to look back at the year that was, and congratulate those who contributed, we must continue to be innovative and be enthusiastic about our future if we are to have continued success.

Margaret Dilger (Lead Coach)

HOCKEY NZ SQUADS

The success of our representative teams was also recognised by Hockey New Zealand, and we would like to congratulate all the AK Hockey athletes who were selected to represent New Zealand in 2015.

Black Sticks Men's Squad

Ryan Archibald
Marcus Child
Simon Child
Dean Couzins
Devon Manchester
Arun Panchia
Jared Panchia
Dwayne Rowsell

Black Sticks Women's Squad

Katie Glynn
Danielle Jones
Julia King
Liz Thompson

Black Sticks Women's Development Squad

Maddie Dowe
Su Arn Kwek
Tyler Lench
Danielle Sutherland

Future Black Sticks Men's Squad

Ruan Bezuidenhout
Cameron Gibbons
Kim Kingstone
Daniel Panchia
Jared Panchia
Ben Radovonich
Michael Ritchie

Future Black Sticks Women's Squad

Maddison Dowe
Tyler Lench
Nicola McDonnell
Sarah Matthews
Vic Methven

Deanna Ritchie
Lydia Velzian
Tayla White
Stephanie Mackie

Junior Black Sticks Men

Zander Fraser
Kalyan Jeram
Richmond Lum
Mitchell Murray
Vincent O'Connor

Junior Black Sticks Women

Isla Bint
Amelia Marlow
Lulu Tuilotolava
Rose Tynan

MARKETING AND COMMUNICATIONS

2015 was an exciting year for Auckland Hockey with the sponsorship of Hell Pizza. Hell have been very supportive not only providing us with monetary support, but also providing all of our junior teams with player of the day certificates and a snack pizza along with the discounted price on all large pizzas for the AK Hockey community. We also welcomed The Coffee Club Highland Park on board as a supporter of AK Hockey, donating back to the community as well as offering discounts to members when showing the AK Hockey membership card. We would like to thank these new supporters and also our existing sponsors for their continued support and thank you to our members for showing their appreciation throughout the year by acknowledging them.

We would also like to thank the Trusts and Funders for their support in a time where there is a huge demand for community funds.

Bridget Ulrich
(Marketing Manager)



WORKING GROUPS

AK Hockey could never have delivered such a successful 2015 without the hard work of the dedicated volunteers in our different working groups. These working groups enable AK Hockey to benefit from the vast amount of knowledge and experience that exists within our hockey community and we continue to be extremely grateful to those volunteers who give their time so that all our members get to enjoy a better hockey experience.

COMPETITION WORKING GROUP (CWG)

The aim of the Competition Working Group is to review and improve all aspects of the competition. Under a new Chair we undertook to review the substantial changes and work completed by the group within 2014/15 for the 2015 season. Such initiatives had a positive effect on many aspects of the competition including a highly successful and enjoyable Intercity competition. The introduction of the green card two minute penalty also saw a noticeable and measurable improvement in player behaviour, to which we thank the umpires and players for their involvement.

The CWG thanks all clubs for their feedback and participation. Your views and input are valuable in the work and effort taken by the committed team of:

- TimBond (AHUA/HPHC)
- Diana Dowdle (HPHC)
- Sheryl Law (SDHC)
- Mike Mead (WDHC)
- Simon Norton (SHC)
- Chris Rufflell (Independent)

2016 is a year in which we plan to cement the great work of these people and start to improve the structure and growth of our youth competition to both engage and retain players.

David McNickle
(Chair CWG)

FACILITIES WORKING GROUP (FWG)

The Greater Auckland Facilities Working Group (GAFWG) is a collective of representatives from Hockey NZ, Auckland Hockey, North Harbour Hockey and Counties Manukau Hockey Associations, which is supported by the 4 Auckland Regional Sports Trusts and the Auckland Council. Working together under an MOU the GAFWG is focused on the strategic development and maintenance of hockey facilities across Auckland to ensure the Associations can continue to provide a quality hockey participation experience to an increasing number of our local communities.

Within AK Hockey, as in the other member associations, our increasing player numbers mean our facilities are under increasing pressure. This is affecting player enjoyment and participation opportunities as well as having an impact on the quality of our competition and our ability to host national and international tournaments. The GAFWG was

formed to address the critical need for a strategic approach to funding for the maintenance of current and the development of new hockey and multisport facilities. A key focus has been lobbying Auckland Councillors, Local Board members and Council Officers in order to secure funding for turf developments in the Auckland Council Long Term Plan Review in 2015. We are delighted to inform that this hard work has paid off with a significant contribution identified for the development of hockey facilities in the Councils Long Term Plan over the next 3 years.

The redevelopment of the Mount Roskill Turf continues and the project is now expected to be completed in May 2016. Other developments in the pipeline include Colin Maiden Park and One Tree Hill College. Significant work has been undertaken to ensure hockey is considered in the Colin Maiden Park master planning process. There is still more to be done to secure hockey's position ahead of other sports but we have the support of the Local Board and we are hopeful of confirming the land allocation to enable this

project before the middle of 2016. We continue to balance the short term opportunities with the longer term strategic objectives to ensure hockey is well served with purpose built facilities.

Finally we want to recognise the contribution of Martin Kreft, Grant Chester and Dion Gosling for their significant efforts in getting the Mount Roskill Turf project underway with the generous support of Mt Roskill Grammar School. Additionally we extend our thanks to those members of our community who voluntarily give their time and expertise to the various turf trusts and the GAFWG.

Dave Wigmore (Chair)

HOCKEY WORKING GROUP (HWG)

Formed in 2013, the Hockey Working Group (HWG) supports the AK Hockey Lead Coach and has direct input into the AK Hockey representative programmes assisting in areas such as representative coach appointments and campaign reviews. Additionally this year the HWG has assisted with the operational review, competition structure and AK Hockey's player, coach & manager education. The HWG provides valuable input from a diverse range of members of the AK Hockey Community including current and former Black Sticks, former national coaches, and current senior players and coaches.

The range of knowledge and experience in this group ensures that AK Hockey's development and representative programmes are aligned with the future direction of hockey as well as benefiting from a vast knowledge of previous AK Hockey programmes and approaches. AK Hockey extends it thanks to all the members of the HWG for their work in 2015.

Dean Couzins (Chair)

FINANCIAL REPORT

As 2015 progressed it became clear that we were marching through our transition plan quicker than expected, or budgeted for.

The final stage of our transition plan was to focus the Association's development resources on coach centric programmes rather than the costly centralised player centric model we had adopted previously. However, this required our clubs to step back into the player development role, which we expected would take a couple of years to happen. Accordingly the 2015 budget was set with the expectation that the Association would continue to carry much of the player development responsibility in 2015.

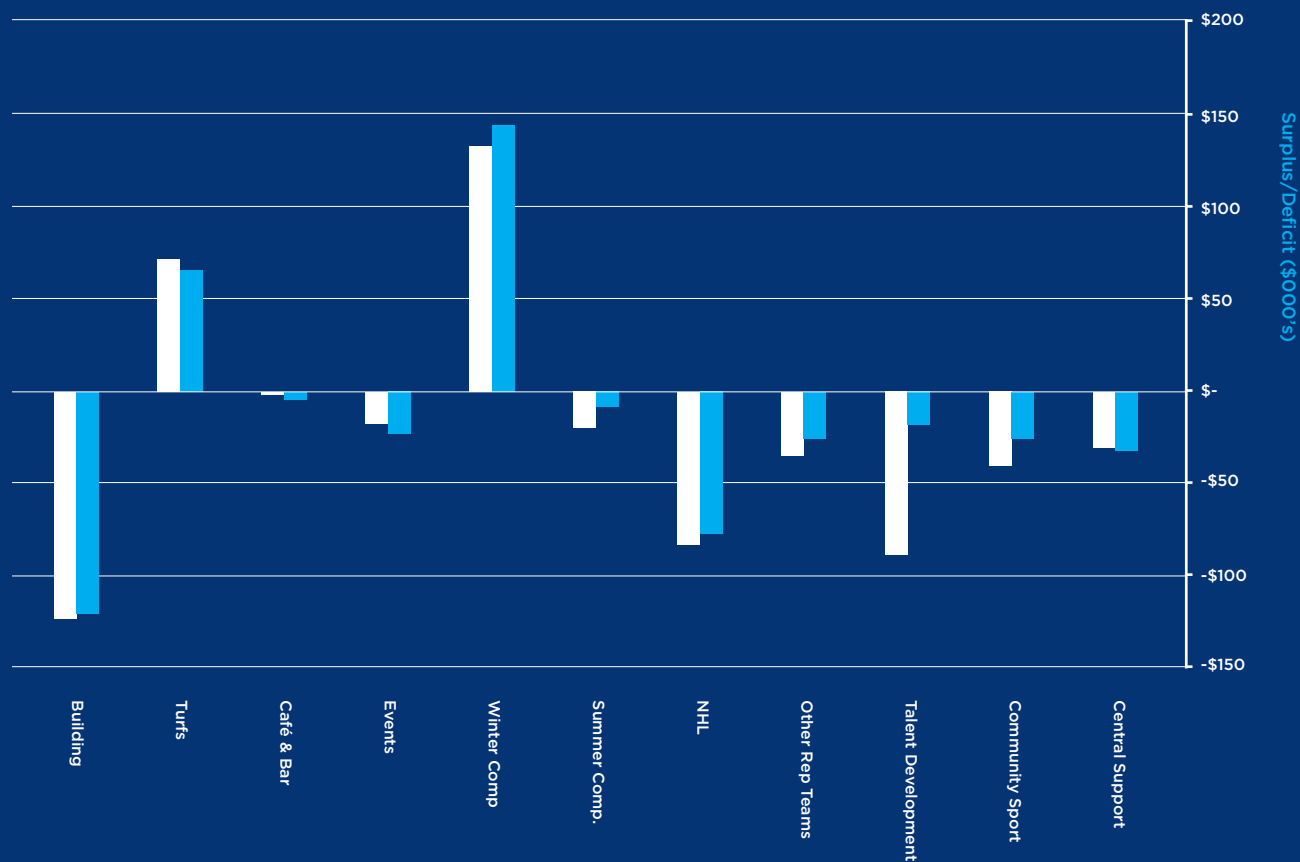
However as the year progressed it became clear that our clubs were pro-actively re-establishing the player identification and development programmes they had been running prior to these activities being centralised under the old development model. This was confirmed at the final 2015 Presidents Forum, where the clubs advised they saw player development as their role and were now looking to the Association to provide coach development. The success of this transition of responsibilities was confirmed by the lower than budgeted income for our player development programmes in 2015.

The Talent Development losses were compounded by increased delivery costs resulting in a lower than budgeted surplus from our competitions and higher than budgeted losses from our representative programme. On a positive note the café and bar were back at the breakeven and we delivered our events for lower than budgeted costs.

While the full year result was a loss, we have managed to fund the transition out of operating income, with the cash surplus generated in 2014 essentially off setting the cash loss in 2015. As a result we have been able to enter 2016 in a solid financial position confident that our efforts to transition the Association over the last two years have been successful and are supported by our clubs.

2015 Actual vs Budget

Actual
Budget



NOTE: Grants and Sponsorship are accounted for centrally in the audited accounts, whereas they have been allocated to appropriate area of the Association in the above graph.

AUCKLAND HOCKEY ASSOCIATION (INC)
FINANCIAL STATEMENTS
FOR THE YEAR TO 31 DECEMBER 2015

EXECUTIVE COUNCIL RESPONSIBILITIES	19
AUDITORS' REPORT	20
STATEMENT OF FINANCIAL PERFORMANCE	22
STATEMENT OF FINANCIAL POSITION	24
STATEMENT OF MOVEMENTS IN EQUITY	25
STATEMENT OF ACCOUNTING POLICIES	26
NOTES TO THE FINANCIAL STATEMENTS	28


EXECUTIVE COUNCIL RESPONSIBILITIES

The Executive Council of the Auckland Hockey Association is responsible for ensuring that the financial statements have been prepared in accordance with New Zealand Generally Accepted Accounting Practice, applying Financial Reporting Standards and applicable statements of Standard Accounting Practice.

The Executive Council has pleasure in presenting the financial statements for the year ended 31 December 2015.



David Curtis
Chief Executive Officer



Date



Dave Wigmore
Chair



Date

INDEPENDENT AUDITOR'S REPORT

TO THE MEMBERS OF
AUCKLAND HOCKEY ASSOCIATION
INCORPORATED

We have audited the financial statements of Auckland Hockey Association Incorporated on pages 22 to 31 which comprise the statement of financial position as at 31 December 2015, and the statement of financial performance and statement of movements in equity for the year then ended, and a summary of significant accounting policies and other explanatory information.

This report is made solely to the members as a body. Our audit has been undertaken so that we might state to the members those matters we are required to state to them in an auditor's report and for no other purpose. To the fullest extent permitted by law, we do not accept or assume responsibility to anyone other than Auckland Hockey Association Incorporated and its members as a body, for our work, for this report, or for the opinions we have formed.

Executive Council's Responsibility for the Financial Statements

The executive council members are responsible for the preparation and fair presentation of these financial statements in accordance with Financial Reporting Standards and applicable Statements of Standard Accounting Practice, and for such internal control as the executive council determine is necessary to enable the preparation of financial statements that are free from material misstatement, whether due to fraud or error.

Auditor's Responsibility

Our responsibility is to express an opinion on these financial statements based on our audit. We conducted our audit in accordance with International Standards on Auditing (New Zealand).

Those standards require that we comply with ethical requirements and plan and perform the audit to obtain reasonable assurance about whether the financial statements are free from material misstatement.

An audit involves performing procedures to obtain audit evidence about the amounts and disclosures in the financial statements. The procedures selected depend on the auditor's judgement, including the assessment of the risks of material misstatement of the financial statements, whether due to fraud or error. In making those risk assessments, the auditor considers internal control relevant to the entity's preparation and fair presentation of the financial statements in order to design audit procedures that are appropriate in the circumstances, but not for the purpose of expressing an opinion on the effectiveness of the entity's internal control. An audit also includes evaluating the appropriateness of accounting policies used and the reasonableness of accounting estimates, as well as evaluating the overall presentation of the financial statements.

We believe that the audit evidence we have obtained is sufficient and appropriate to provide a basis for our audit opinion.

Other than in our capacity as auditor we have no relationship with, or interests in, Auckland Hockey Association Incorporated.

Opinion

In our opinion, the financial statements on pages 22 to 31 present fairly, in all material respects, the financial position of Auckland Hockey Association Incorporated as at 31 December 2015, and its financial performance for the year then ended in accordance with Financial Reporting Standards and applicable Statements of Standard Accounting Practice.

RSM

RSM HAYES AUDIT

AUCKLAND, NEW ZEALAND

5 March 2015

STATEMENT OF FINANCIAL PERFORMANCE

<i>(See Notes 1,2 & 3)</i>	Year to 31 Dec 2015	Year to 31 Dec 2014
	\$	\$
<i>Facilities Income</i>		
Building Income	871	610
Bar & Kitchen Income	201,060	192,095
Playing Turf Income	284,613	286,435
Total Facilities Income	486,544	479,141
<i>Facilities Expenses</i>		
Building Expenses	120,792	124,534
Bar & Kitchen Expenses	202,545	205,470
Playing Turf Expenses	210,467	211,704
Total Facilities Expenses	533,804	541,708
Facilities Net Surplus/(Deficit)	(47,260)	(62,567)
<i>Association Income</i>		
Competition Income	656,685	661,431
Representative Income	157,826	217,819
Talent Development Income	16,752	46,247
Community Sport Income	120,384	128,999
Special Event Income	39,753	19,502
Sponsorship Income	41,742	32,544
Association Grant Income	24,485	52,424
Sundry Income (See Note 1)	21,929	24,220
Total Association Income	1,079,556	1,183,185

The financial statements must be read as a whole, in conjunction with the accounting policies and explanatory notes

	Year to 31 Dec 2015	Year to 31 Dec 2014
	\$	\$
<i>Association Expenses</i>		
Competition Expenses	558,943	540,627
Representative Expenses	290,680	343,476
Talent Development Expenses	101,998	106,160
Community Sport Expenses	172,184	127,162
Special Event Expenses	59,177	37,720
Administration Expenses (See Note 2)	88,374	92,918
Total Association Expenses	1,271,356	1,248,062
Association Net Surplus/(Deficit)	(191,800)	(64,877)
Total Operating Surplus/(Deficit)	(239,059)	(127,444)
Other Income		
Grant Income on Asset Replacement (See Note 1)	2,500	4,000
Interest Income	216	1,233
Total Other Income	2,716	5,233
Total Net Surplus/(Deficit)	(236,343)	(122,211)

The financial statements must be read as a whole, in conjunction with the accounting policies and explanatory notes

STATEMENT OF FINANCIAL POSITION

	31 Dec 2015	31 Dec 2014
	\$	\$
Members' Equity	1,609,438	1,845,781
Assets & Liabilities		
<i>Current Assets</i>		
Bank & cash	273,712	335,841
Short Term Deposit	202,044	157,954
Accounts receivable	27,632	30,321
Prepayments	2,941	5,725
Inventories	17,104	17,997
Accured interest	216	1,233
Total Current Assets	523,649	549,071
<i>Less Current Liabilities</i>		
Accounts payable	28,550	21,146
Accruals	101,569	103,702
Income received in advance	15,299	49,526
GST payable	8,844	11,871
Total Current Liabilities	154,262	186,245
Working Capital	369,387	362,826
<i>Investments</i>		
Government Stock(see Note 6)	80,000	160,000
Total Investments	80,000	160,000

The financial statements must be read as a whole, in conjunction with the accounting policies and explanatory notes

	Year to 31 Dec 2015	Year to 31 Dec 2014
	\$	\$
<i>Fixed Assets</i>		
Net Book Value of Fixed Assets (See Note 4)	1,160,051	1,322,955
Total Non-Current Assets	1,240,051	1,482,955
Net Assets	1,609,438	1,845,781

STATEMENT OF MOVEMENTS IN EQUITY. For the year ended 31 December 2015

	Year to 31 Dec 2015	Year to 31 Dec 2014
	\$	\$
Members' Equity at the beginning of the period	1,845,781	1,967,992
Surplus/(Deficit) for the period	(236,343)	(122,211)
Members' Equity at the end of the period	1,609,438	1,845,781

The financial statements must be read as a whole, in conjunction with the accounting policies and explanatory notes

STATEMENT OF ACCOUNTING POLICIES

Basis of reporting

The financial statements presented here are for the Auckland Hockey Association (Inc).

The financial statements have been prepared in accordance with New Zealand Generally Accepted Accounting Practice as defined by the Financial Reporting Standards and applicable Statements of Standard Accounting Practice. The requirement to do so is imposed by the constitution of the Auckland Hockey Association.

The Auckland Hockey Association, hereafter called Auckland Hockey, is a qualifying entity within the differential reporting framework because it is considered small and it is not publicly accountable as defined in the framework for Differential Reporting. This gives certain concessions that reduce the reporting obligations. Auckland Hockey has taken advantage of all of the concessions available to it.

The financial statements have been prepared on the basis of historical cost.

Accounting principles

Income

Income is recognised in the statement of financial performance when Auckland Hockey has earned it and there are no ongoing obligations associated with it. For example, registration fees are recognised as income when invoiced and due rather than when the club actually pays. Grants received from gaming trusts and other bodies are recorded as liabilities when received and brought to account as income in the same period as the relevant expenditure is recorded.

Income Received in Advance

Income received in advance includes funding received but which relate to expenses to be incurred in the next year, summer hockey income relating to the second half of the season which falls in the next year, 2015 masters hockey fees, venue hire and sponsorship in the next year.

Expenses

Expenses arise from transactions from which Auckland Hockey has received benefit. This can be from day to day transactions such as cleaning or the using of assets such as the turfs.

Repairs and Maintenance policy

All maintenance costs for lighting and water systems are expensed in the year incurred. This reflects the ongoing maintenance cycle and the uncertainty of the actual period of benefit from this expenditure. For example, even though light bulbs have a life beyond one year, problems with fuses, rust and moisture in the basic electrical systems can cause bulbs to fail earlier than anticipated.

Internal Income and Expenses

The facilities income and the association expenses shown in the statement of financial performance include internal turf fees for the use of the Lloyd Elsmore Park playing turf for Association purposes. The total income and expenses, excluding these internal turf fees, is shown in Notes 1 & 2.

Assets

An asset is something that will benefit Auckland Hockey beyond the financial year end. Assets are generally recorded at cost, which reflects their expected future benefit. As the benefit is used, the estimated value of that utilisation is recognised as a depreciation expense, leaving the reported value of the asset as the remaining benefit.

Liabilities

A liability represents an obligation Auckland Hockey has to make future payments or supply specified goods or services.

Current and non-current Assets

An asset is a current asset if it is anticipated that it will be exchanged for cash within 12 months of year end. A liability is a current liability if payment is due within 12 months of year end. Any property, plant and equipment which has an expected life of more than one year is classified as non-current, even if its remaining life is now less than one year.

Accounts Receivable

Accounts receivable are carried at anticipated realisable value. An estimate is made for doubtful receivables based on a review of all outstanding amounts at year end. Bad debts are written off during the year in which they are identified.

Inventories

Inventories comprise small stocks of food and beverages and small quantities of playing socks, bags and tracksuits which are expected to be sold each year. These inventories are normally carried at cost. Where items are indistinguishable, such as socks, it is assumed that the items are sold in the same order as they are purchased, ie, on a first-in, first-out basis. If items are unlikely to be sold for an amount at least equal to their cost, these items are immediately written down to their estimated realisable value.

Property, plant and equipment

Classes of assets

Property, plant and equipment is managed and reported according to its nature. Assets that have a common purpose are treated as a class. The following classes have been used:

Class	Specific assets
Buildings and Ground improvements	Building, furnishings, carpets, fittings, fencing, access ways, carpark
Artificial Playing Turfs & Components	Base, mats, lighting, watering equipment, goals, dugouts
Bar and Kitchen Equipment	Fridge, Freezer, Coolroom Condensing Unit
Office Equipment & Furniture	Computers, office equipment, furniture and fittings
Talent Development Equipment	Computers, Furniture, Sportscod Licenses, Ball Machine, Hockey Gear

Property, plant and equipment items are initially recorded at cost, then subsequently net of depreciation and amortisation.

Depreciation

The cost of the property, plant and equipment is allocated over its expected useful life. It is assumed that the amount of benefit consumed each year is equal. Therefore, equal amounts of the cost are allocated every year over the estimated period the assets will benefit Auckland Hockey. If the assets are to be sold at the end of that period the amount expected to be received from their sale is taken into consideration in determining the cost to be allocated. Also refer to Note 4 for useful life.

Impairment

All assets are reviewed each year. If an asset is impaired in any way it is written down to an amount that better reflects the value Auckland Hockey will receive from it.

Leases

An asset which is subject to a finance lease is recognised as an asset and periodically depreciated with an equivalent amount recognised as a lease obligation and periodically reduced by the principal portion of the lease payments. The interest portion of the lease payments is expensed in the period it is payable. An asset which is subject to an operating lease is not recognised as an asset and the lease payments are recognised as expenses in the periods they are payable.

GST

The financial statements are prepared exclusive of GST, since Auckland Hockey is able to claim back GST on its expenditure and must pass on any GST it collects. The exceptions are the amounts recorded for accounts receivable and payable, which include any GST associated with the invoices.

Tax

Auckland Hockey is an incorporated society and an amateur sports body and has been granted exemption from income tax by Inland Revenue under Section CW 46 of the Income Tax Act 2007.

Investments

The investments comprise Government Stocks. Government Bonds are recorded at face value and are held to maturity. Any gains or losses on Government Bonds are recognised at date of sale in the Statement of Financial Performance.

NOTES TO THE FINANCIAL STATEMENTS	Year to 31 Dec 2015	Year to 31 Dec 2014
	\$	\$

Note 1: Income

Total Income (excluding internal playing turf income and grant income on asset replacement)	1,394,062	1,482,607
---	------------------	-----------

Included in Sundry Income is:

Interest	5,719	4,607
----------	--------------	-------

Included in Grant Income on Asset Replacement:

Talent Development Equipment	0	4,000
Other Fixture & Fittings	2,500	0
TOTAL	2,500	4,000

Talent Development Income:

Talent Development Income consists of programme income and grants received.	16,752	46,247
---	---------------	--------

Note 2: Expenses

Total Expenses (excluding an internal charge for playing turf fees \$172,254)	1,632,906	1,608,819
---	------------------	-----------

Audit Fees included in Facilities Expenses	813	1,560
Audit Fees included in Association Expenses	5,966	4,940
TOTAL	6,779	6,500

	Year to 31 Dec 2015	Year to 31 Dec 2014
	\$	\$

Employment Expenses included in the following Facilities Expenses:

Building Expenses	14,145	15,060
Bar & Kitchen Expenses	87,116	85,584
Playing Turf Expenses	19,695	21,286

Employment Expenses included in the following Association Expenses:

Competition Expenses	125,934	109,615
Representative Expenses	72,372	65,393
Talent Development Expenses	56,872	53,682
Coaching & Development Expenses	89,108	76,717
Special Event Expenses	27,853	22,229
Administration Expenses	61,761	67,968
TOTAL	554,856	517,534

Employment expenses include ancillary employment costs such as Employer KiwiSaver contributions, Travel, Mobile Telephone and Training allowances. This reflects more accurate employment expenses.

Note 3: Depreciation Expenses

Included in Expenses are the following depreciation expenses:

<i>Expense Category</i>	<i>Asset Class</i>		
Building Expenses	Building & ground improvements	36,244	36,108
Playing Turf Expenses	Playing turfs	125,957	127,904
Bar & Kitchen Expenses	Equipment	2,040	1,820
Administration Expenses	Office equipment & furniture	982	2,514
Talent Development Expenses	Equipment	5,130	8,432
	Total Depreciation Expenses	170,353	176,778

Note 4: Fixed Assets

	31 Dec 2015			31 Dec 2014		
	Original cost	Accumulated Depreciation	Net Book Value	Original cost	Accumulated Depreciation	Net Book Value
Building & Ground Improvements	1,382,611	(885,428)	497,182	1,380,339	(849,775)	530,563
Artificial Playing turfs & Components	2,590,159	(1,937,342)	652,817	2,590,159	(1,811,385)	778,774
Bar & Kitchen Equipment	13,953	(8,384)	5,569	12,858	(6,344)	6,514
Office Equipment & Furniture	14,561	(13,221)	1,340	13,271	(12,239)	1,031
Talent Development Equipment	55,891	(52,748)	3,143	63,715	(57,642)	6,073
Total Fixed Assets	4,057,174	(2,897,123)	1,160,051	4,060,340	(2,737,385)	1,322,955

Expected useful lives

Asset Types	Useful life (years)
Building & Ground Improvements	10-40 SL
Artificial Playing Turfs & Components	7-20 SL
Bar & Kitchen Equipment	5 SL
Office Equipment & Furniture	3 SL
Talent Development Equipment	5 SL

All assets are depreciated to a nil residual value.

Restriction on title and lease limitations

The stadium complex located in Lloyd Elsmore Park is constructed on land leased from the Auckland Council. The land is in the second, and final, 10 year period of its current lease, with Auckland Hockey having secured a lease renewal at the expiry of the first lease period in September 2011. While this renewal was secured at the end of 2014, the renewal period was from 1 September 2011 with an expiry date of 31 August 2021. The useful life of these buildings and ground improvements are based on the assumption that Auckland Hockey will have access to the facilities beyond the lease renewal period.

	Year to 31 Dec 2015	Year to 31 Dec 2014
	\$	\$

Note 5: Commitments

Operating Lease commitments:

Current (payable in the next 12 months)	15,118	14,897
Non-current (payable beyond 12 months)	18,633	10,625
	33,751	25,522

Total operating lease expenditure this year was \$16,864. (2014 \$11,886)
The organisation has a credit card limit of \$18,000.

Note 6: Investments

	Term	Interest		
Government Bonds				
NZ Government	15/04/2015	6.00%	0	80,000
NZ Government	15/12/2017	6.00%	80,000	80,000
Total Government Bonds			80,000	160,000

Market Value of publicly traded investments as at 31 December:

Government Bonds	85,296	167,288
------------------	--------	---------

Note 7: Related Party Transactions

Howick-Pakuranga Hockey Club Incorporated is considered a related party of Auckland Hockey Association due to David McNickle holding a position on the board of both entities. Transactions between the two organisations during the year were conducted on an arm's length basis, and totalled \$128,578, being sales of services from Auckland Hockey Association to Howick-Pakuranga (2014: nil).

CLUB CONTACT DETAILS

Club

Home Base Avondale Turf
Email hockey@aisc.org.nz
Website www.aisc.org.nz

Club

Home Base Auckland Grammar Turf
Email secretary@auhc.org.nz
Website www.auhc.org

Club

Home Base Auckland Grammar Turf
Email grammarwindsor@gmail.com
Website www.grammarwindsor.org.nz

Club

Home Base Howick Pakuranga
Email secretary@hphockey.org.nz
Website www.hphc.org.nz

Club

Email debbie.morton40@gmail.com
Website www.sportsground.co.nz/amwhc

Club

Home Base Mt Eden
Email office@mtedenhockey.org.nz
Website www.mtedenhockey.org.nz

Club

Home Base: Roskill Eden
Email weir4@xtra.co.nz
Website: www.roskilledenhockey.co.nz

Club

Home Base Somerville
Email somervillehockey@gmail.com
Website www.somervillehockey.org.nz

Club

Home Base Southern Districts
Email info@sdhc.co.nz
Website www.sdhc.co.nz

Club

Home Base St Cuthberts Old Girls
Email Dannaka.dorrington@stcuthberts.school.nz

Club

Home Base Waitakere Hockey
Email waitakerehockey@gmail.com
Website www.waitakerehockey.co.nz

Club

Home Base Western Districts
Email wdhc.secretary@gmail.com
Website www.westernhockey.co.nz

Auckland Hockey Umpires Association

Email umpiring@akhockey.org.nz



AUCKLAND HOCKEY

For more information please visit:

akhockey.org.nz